

visiTor™

Let's see,
who's at the door!



iOS and Android



Video Intercom for iOS and Android devices

The doorbell rings... Now, you immediately see who's at the door: With visiTor you communicate with your visitors from the comfort of your sofa - or wherever you are.

- When someone calls, the image automatically appears on your mobile device. You can now talk directly with your visitor and open the door.
- Do you not answer the ring call? No problem. The system takes a snapshot of your visitor and save for you the information about day, time and from which door came the call. The list of ringing people remains in the memory of the visiTor Controller until you delete them.
- If you have multiple cameras installed, you can easily change between different views, e.g. monitoring the exterior of your home.

As long as you have internet connection (e.g. WiFi, 3G, E), visiTor 3G is always ready for you - the most useful innovation since the invention of the doorbell!

All that is required for the visiTor app is the visiTor Controller from visiomatic, an iOS device (iPhone, iPad or iPod touch - min. iOS 5) or an Android device (min. 2.3), a video intercom system (e. g. Siedle, Mobotix, Ritto, TCS, Jung, etc.) with telephone interface and an internet connection for the mobile device.

Your intercom system is older? No problem – visiTor is compatible with most video intercom systems.

The visiTor 3G app is available from the iTunes and the Google Play stores for free.

The visiTor Controller is available exclusively from visiomatic or one of our certified Partners.



Functions and Operation

visiTor – fast information

When someone presses your call button, visiTor 3G starts automatically. In this view you can see the picture of the entry station, you hear and can talk directly to your visitor. In this view you can see the picture of the entry station, listen to your visitor and speak directly with him. You accept the call with the green button, as you're used to on the iPhone. To open the door, just tap "Open Door". With the red button you close / end the communication.

Other functions:



Adjust the intercom volume or mute



Mute the microphone on the iPhone/iPad



View single camera or multiple cameras in the multiple cameras view. You can view up to four cameras at time



The Snapshot functionality allows you to see who rang to your door bell. You can choose at your wish if you would like to see all the rings or just the one you did not answered.





Functions and Operation



Tap a particular camera to view in full screen. The points below indicate how many cameras are available and current is viewed



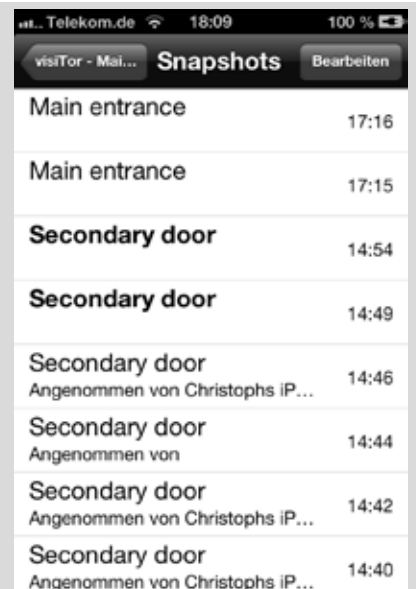
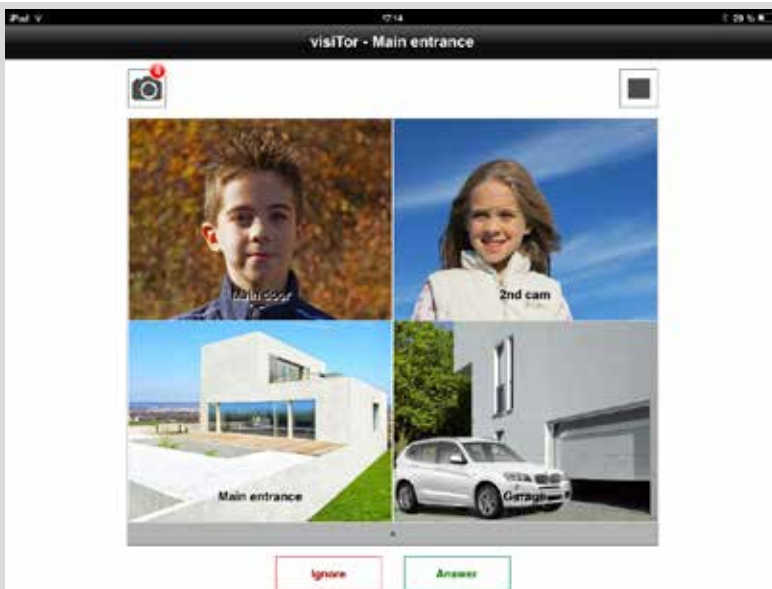
If more than four cameras are connected to your intercom system, you can switch between multiple cameras views



Switch back to single View

Video Surveillance:

Even if no one is ringing, you can start visiTor at any time to monitor the environment of your home. In this mode all video functions of visiTor are available.





visiTor Controller

Configuration and Options

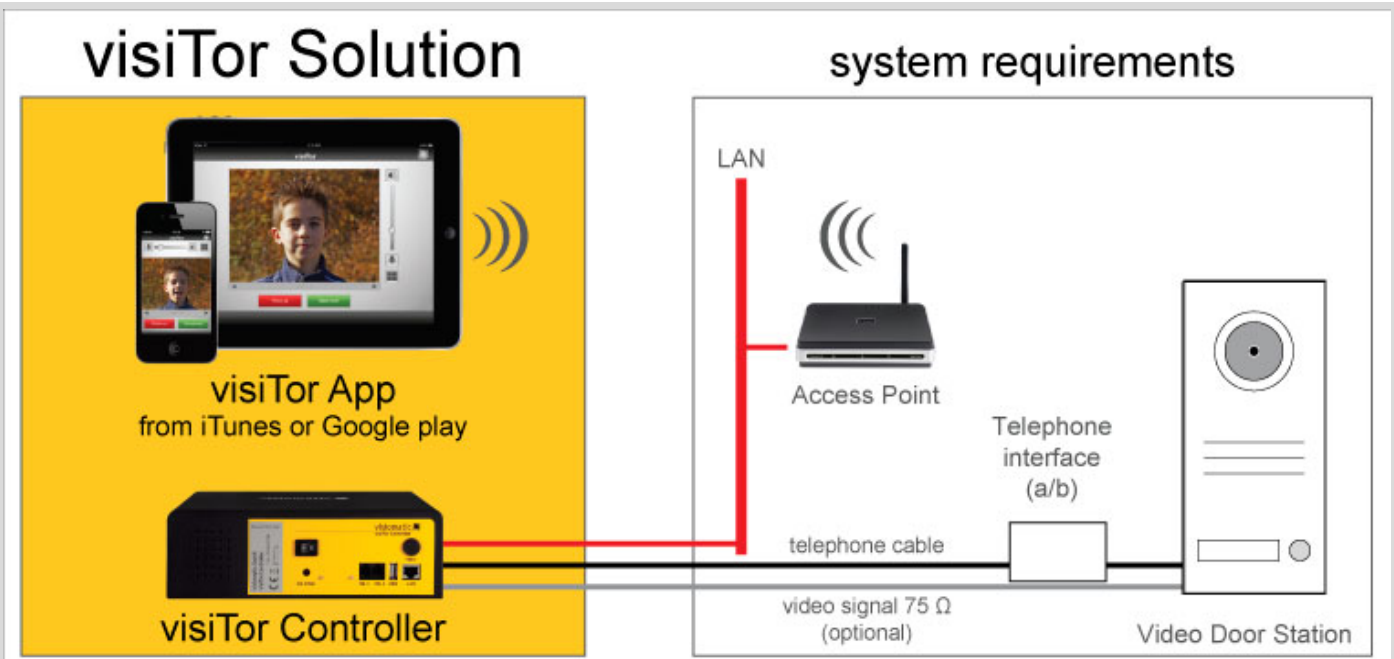
visiTor Controller – easy to install.

The visiTor-solution consists of a compact (9.72" x 6.69" x 3.14") visiTor Controller, which is available from visiomatic or one of the visiomatic Certified Partners, and the free visiTor 3G app.

The visiTor Controller is easily connected to the analog telephone line of your video intercom system interface. Furthermore only one power connection and a connection to internet or your existing LAN installation is required. For connecting analog video signals, the controller can be expanded with an optional module for video processing.

The communication with your mobile device is established via Internet or via WiFi connection - anywhere you are, visiTor is ready for you. The solution requires only a few settings in the configuration of the mobile device (e.g. IP address and port of the visiTor controller) and few settings for the visiTor Controller, which can be reached via Web browser. You can adjust individual camera settings of the visiTor Controller as the SIP Gateway, intercom system etc.

In the basic version of visiTor up to five mobile devices can be used at one controller. Additional devices can be added at any time via a license upgrade, additional hardware components are not necessary.





visiTor 3G App

visiomatic 



Order instructions

visiTor 3G – download now!

The visiTor 3G app is available as a “universal app” for iOS devices running min. iOS 5 and Android devices running min. 2.3. The app is available in the iTunes and in the Google play Stores for free.

The visiTor Controller is available exclusively from visiomatic GmbH or one of the visiomatic Certified Partners. Please contact us directly.

Important

The usage of the app “visiTor 3G” causes a data exchange with the internet. That may cause you in the mobile network additional costs. Please proof your mobile phone contract and eventually contact your telephony provider for more information. Thank you.